


- Compact
- Cryogen free
- Fast ramping
- Excellent sample access
- Low vibration
- Sample isolated from magnet vibration

APPLICATIONS

- Magnetic probing systems
- Scanning Probe Microscope (SPM)
- Scanning Tunnelling microscope (STM)
- Atomic Force Microscope (AFM)
- Magnetic Force Microscope (MFM)
- Magneto-optic measurement
- Hall effect measurement

OPTIONS

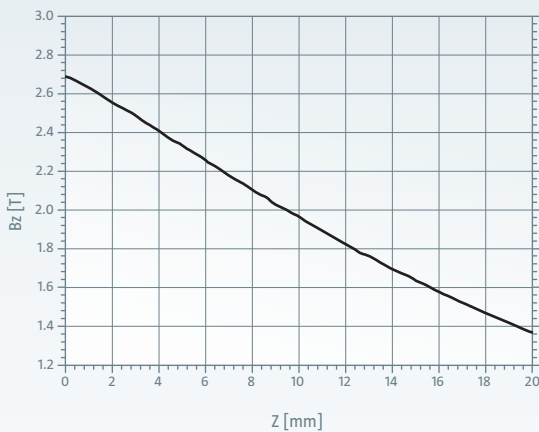
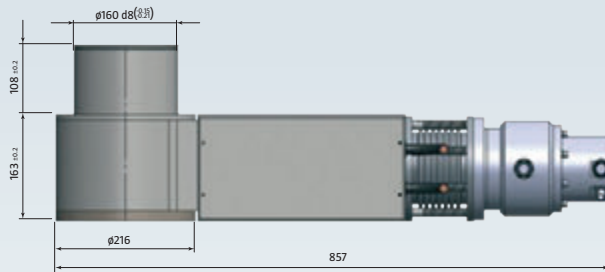
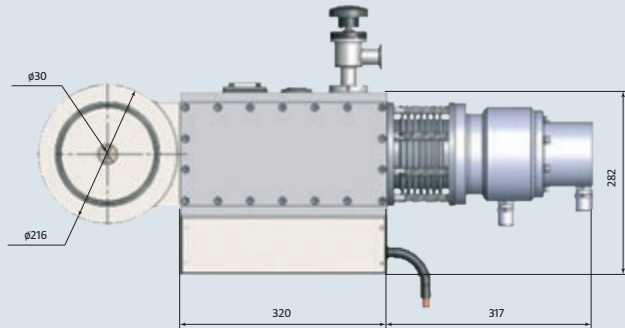
- External pole to refocus magnetic field in sample environment shielding



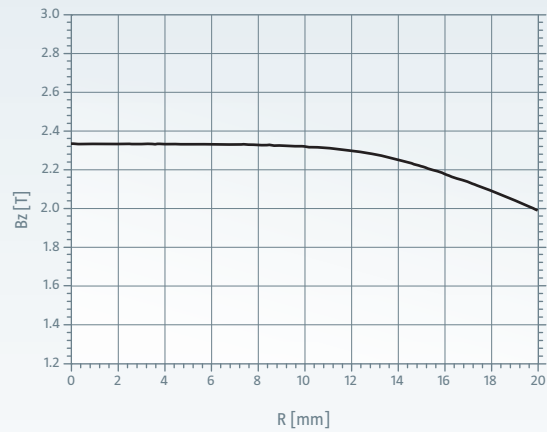
SPECIFICATIONS

Peak field (at 1mm above the top surface) (T)	2.6
Peak field (at 5mm above the top surface) (T)	2.3
Field homogeneity at 5mm above the top surface over $\varnothing 10\text{mm}$ area	0.5%
Maximum current (A)	200
Ramping time (min)	1
Cool-down time (hour)	20
Weight (kg)	55

DIMENSIONS



Field profile above the top surface in the axial direction



Field profile at 5mm above the top surface in the radial direction

hts-110.com

SCOTT™

HTS-110

Gracefield Research Centre
69 Gracefield Road
Lower Hutt 5010
New Zealand

t +64 4 570 5660
e info@hts-110.com



LinkedIn:

nz.linkedin.com/company/hts-110

Distributed in North America by
GMW Associates
955 Industrial Road
San Carlos, CA 94070, USA

t +650 802 8292
w gmw.com

