

# HG-372A

Shipped in bulk (500pcs per pack)

Notice : It is requested to read and accept "IMPORTANT NOTICE" written on the back of the front cover of this catalogue.

## ●Absolute Maximum Ratings

項目 Item	記号 Symbol	定格 Limit	単位 Unit
制御電圧 Max. Input Voltage	$V_C$	8	V
許容損失 Max. Input Power	$P_D$	150	mW
動作温度 Operating Temp. Range	Topr.	-40 ~ +125	°C
保存温度 Storage Temp. Range	Tstg.	-40 ~ +150	°C

## ●Electrical Characteristics( $T_a=25^\circ\text{C}$ )

Item	Symbol	Conditions	Min.	Typ.	Max.	Unit
Output Hall Voltage	$V_H^*$	$B=50\text{mT}$ , $V_C=6\text{V}$	78		102	mV
Input Resistance	$R_{in}$	$B=0\text{mT}$ , $I_C=0.1\text{mA}$	1,600	2,000	2,400	$\Omega$
Offset Voltage	$R_{out}$	$B=0\text{mT}$ , $I_C=0.1\text{mA}$	3,200	4,000	4,800	$\Omega$
Offset Voltage	$V_{os}(V_o)$	$B=0/50\text{mT}$ , $V_C=6\text{V}$	-8		8	mV
Temp. Coefficient of $V_H$	$\alpha V_H^*$	$B=50\text{mT}$ , $I_C=1\text{mA}$ $T_a=25\sim 125^\circ\text{C}$			-0.07	%/°C
Temp. Coefficient of $R_{in}$	$\alpha R_{in}^*$	$B=0\text{mT}$ , $I_C=0.1\text{mA}$ $T_a=25\sim 125^\circ\text{C}$			0.3	%/°C
Linearity	$\Delta K^*$	$B=0.1/0.5\text{T}$ , $I_C=1\text{mA}$			2	%

Notes : 1.  $V_H = V_{HM} - V_{os}(V_o)$  ( $V_{HM}$ :meter indication)

$$2. \alpha V_H = \frac{1}{V_H(T_1)} \times \frac{V_H(T_2) - V_H(T_1)}{(T_2 - T_1)} \times 100$$

$$3. \alpha R_{in} = \frac{1}{R_{in}(T_1)} \times \frac{R_{in}(T_2) - R_{in}(T_1)}{(T_2 - T_1)} \times 100$$

$$4. \Delta K = \frac{K(B_1) - K(B_2)}{[K(B_1) + K(B_2)]/2} \times 100$$

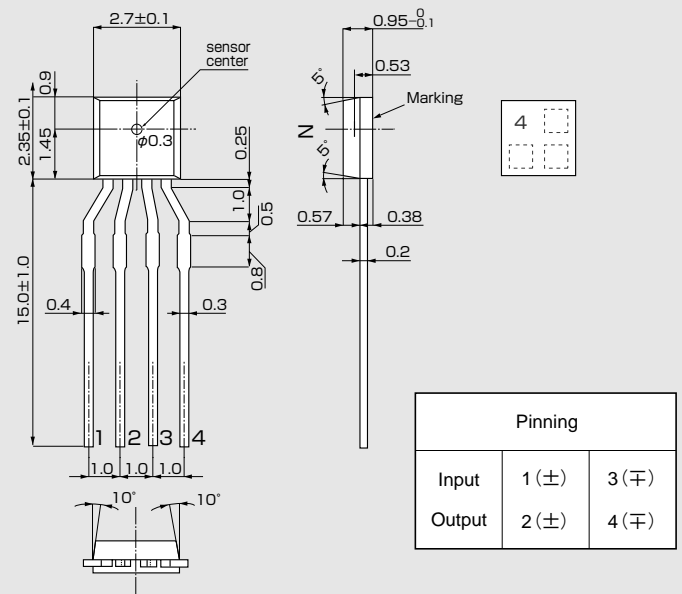
$$T_1 = 25^\circ\text{C}, T_2 = 125^\circ\text{C}$$

$$K = \frac{V_H}{I_C \cdot B}$$

$$B_1 = 0.5\text{T}, B_2 = 0.1\text{T}$$

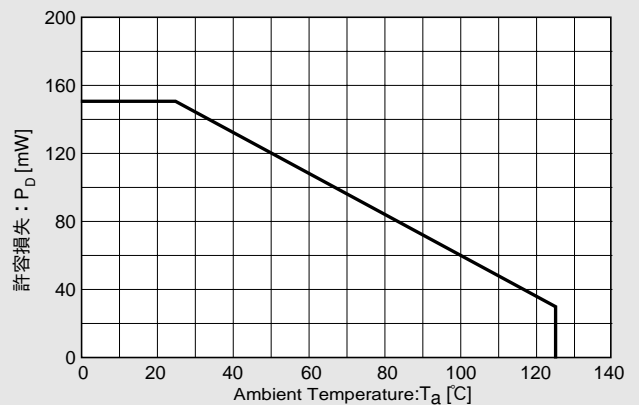


## ●Dimensional Drawing (Unit : mm)



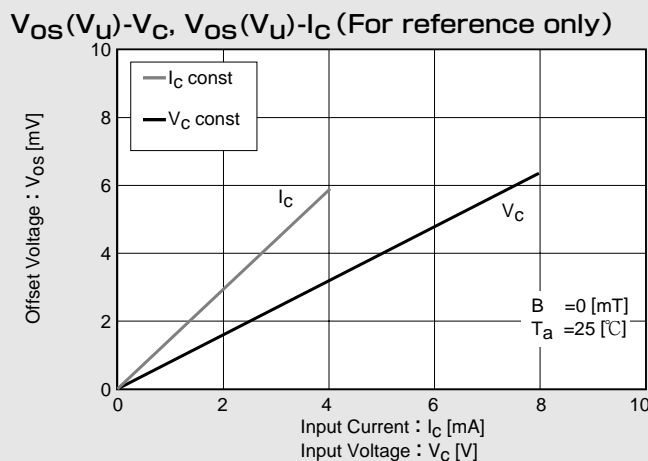
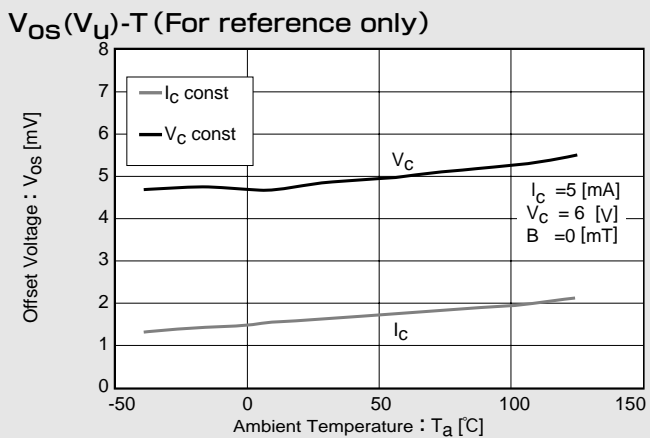
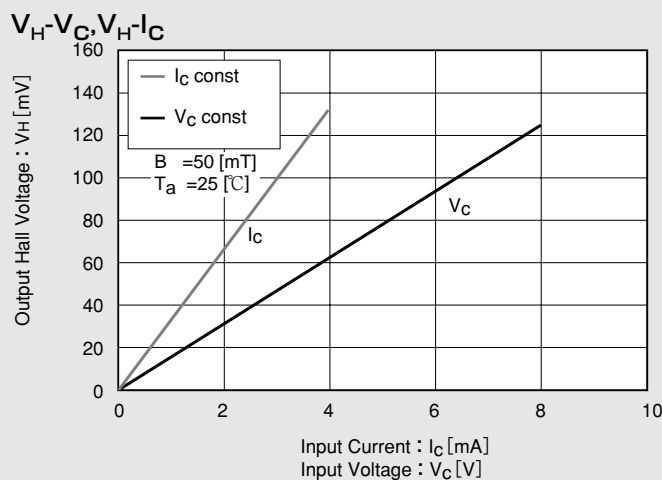
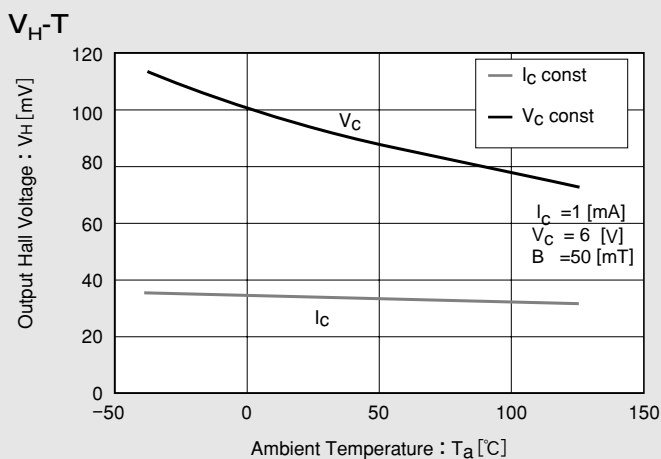
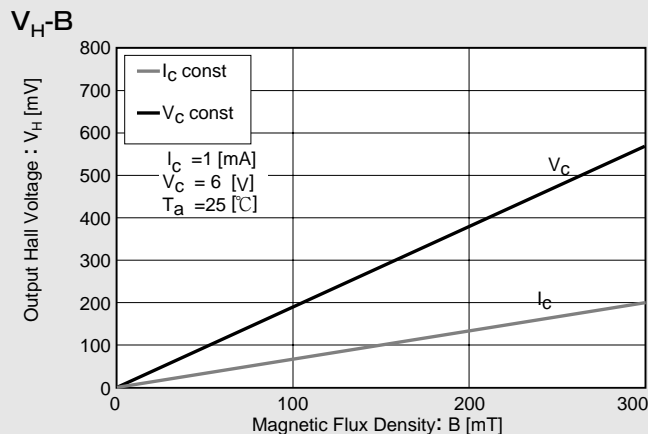
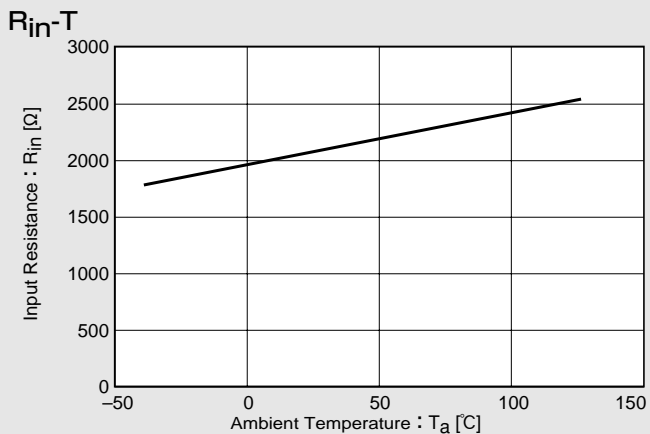
## ●Characteristic Curves

Allowable Package Power Dissipation



- Please be aware that our products are not intended for use in life support equipment, devices, or systems. Use of our products in such applications requires the advance written approval of our sales staff.  
Certain applications using semiconductor devices may involve potential risks of personal injury, property damage, or loss of life. In order to minimize these risks, adequate design and operating safeguards should be provided by the customer to minimize inherent or procedural hazards. Inclusion of our products in such applications is understood to be fully at the risk of the customer using our devices or systems.
- Handling precautions required for preventing electrostatic discharge.
- This product contains gallium arsenide (GaAs). Handling and discarding precautions required.

●Characteristic Curves



※Magnetic Flux Density  
1[mT]=10[G]

In This Example :  $R_{in}=2064$  [ $\Omega$ ] ,  $V_{OS}=4.78$  (mV) ,  $[V_C=6$  (V)]