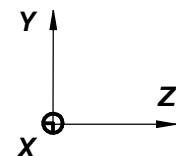
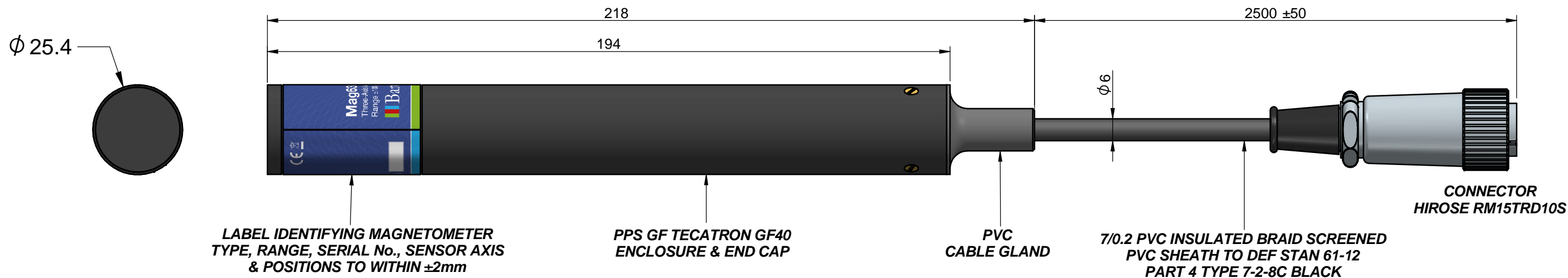
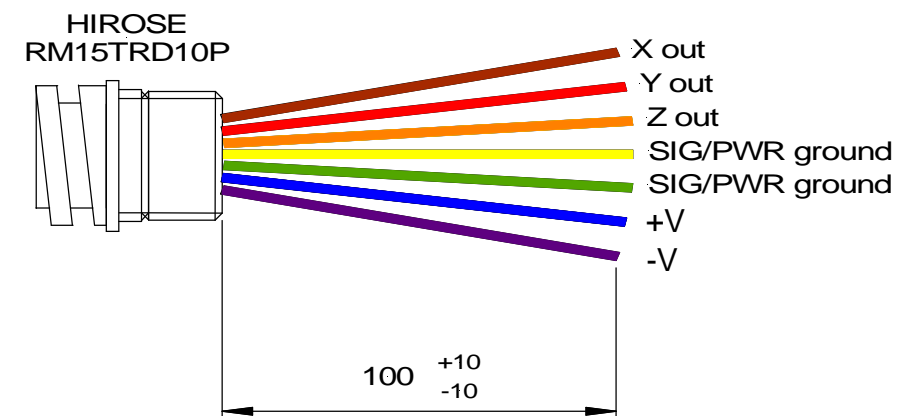


ISSUE	REVISIONS	DCN No.
4	Updated label to new design	1891



RM15TRD10S Socket No.	Function	Cable colour	RM15TRD10P with tails	
			Pin No.	Colour
1	X output	Brown	1	Brown
2	Y output	Red	2	Red
3	Z output	Yellow	3	Orange
4	SIG/PWR ground	Blue	4	Yellow
5	SIG/PWR ground	Green	5	Green
6	+V supply	Black	6	Blue
7	-V supply	White	7	Mauve
8, 9, 10	N.C.		8, 9, 10	
Shell	Shield			

MATING CONNECTOR

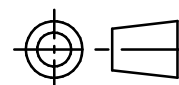


Bartington[®]
Instruments

COPYRIGHT: THIS DRAWING AND THE INFORMATION CONTAINED THEREIN IS CONFIDENTIAL AND MUST NOT BE REPRODUCED, COPIED OR USED FOR ANY PURPOSE WHATSOEVER WITHOUT THE PRIOR PERMISSION OF BARTINGTON INSTRUMENTS LTD.

DIMENSIONS ARE IN MILLIMETERS

THIRD ANGLE PROJECTION



TOLERANCES FOR MACHINING:
(UNLESS OTHERWISE SPECIFIED)

LINEAR:	ANGULAR:
XX ±0.3mm	XX ±0.5°
XX.X ±0.1mm	XX.X ±0.1°
XX.XX ±0.05mm	XX.XX ±0.05°

TITLE

**Mag639
Outline Drawing**

TECHNICAL INFORMATION No.	NA
OPERATION MANUAL No.	OM2240
DATASHEET No.	DS2240

USED ON

DRAWN	MODIFIED	MECH' CHECK	ELEC' CHECK	DRAWING No	ISSUE	PROJECT No
Les Anderson	Lewis O'Neil	Nicholas Avery	Daniel Cetnik			D639
						Pre-2010
						04/10/2019
						04/10/2019
						04/10/2019

SEE DCN NUMBER FOR DESIGN CHANGE HISTORY
--