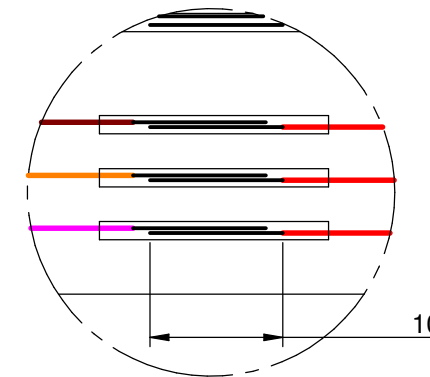
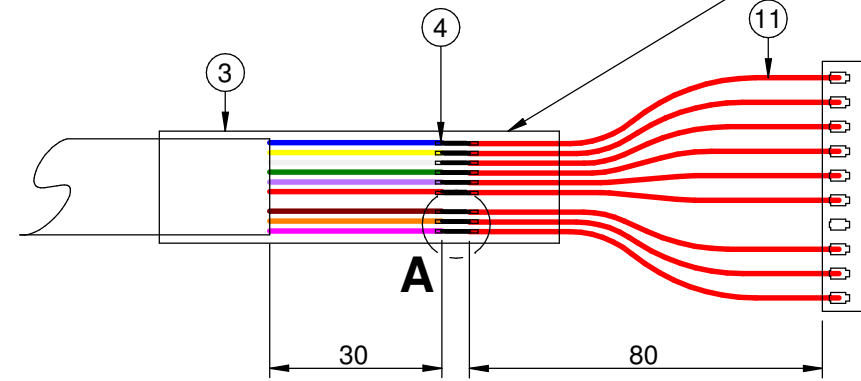
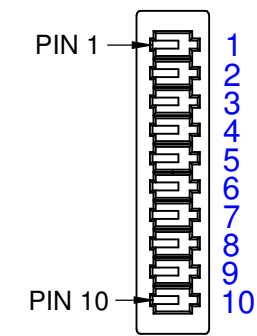


Colour	Pin No. RM15TPD10S(71)	Function	Pin No. Molex 51021-1000
Blue	1	X Out	2
Yellow	2	Y Out	5
White	3	Z Out	8
Green	4	PGND	1
Violet	5	SGND	4
Red	6	+12V Supply	10
Black	7	NC	-
Brown	8	X-	3
Orange	9	Y-	6
Pink	10	Z-	9
-	-	NC	7

Assemble Hirose connector according to WP0052



DETAIL A



MOLEX -51021-1000 PIN NUMBERING ORDER

<p>THIS DOCUMENT AND THE INFORMATION CONTAINED IN IT IS COMMERCIAL IN CONFIDENCE AND © BARTINGTON INSTRUMENTS LTD AND/OR ITS LICENSORS. NEITHER MAY BE REPRODUCED, COPIED OR TRANSMITTED TO ANY THIRD PARTY, IN EACH CASE IN ANY MEDIUM, WITHOUT THE PRIOR WRITTEN PERMISSION OF BARTINGTON INSTRUMENTS LTD.</p>	<p>TITLE</p> <p>Mag648-649-678-679U Cable Assembly</p>	PROJECT No D648	
		DRAWN	<i>M Khaled</i> 04/03/2014
<p>ASSEMBLY PARTS LIST No. PL3521</p> <p>THIRD ANGLE PROJECTION</p>	<p>UNTOLERANCED DIMENSIONS</p> <p>LINEAR: XX ±0.3mm XX.X ±0.1mm XX.XX ±0.05mm</p> <p>ANGULAR: XX ±0.5° XX.X ±0.1° XX.XX ±0.05°</p>	MODIFIED	<i>Lewis O'Neil</i> 26/03/2018
		CHECKED	<i>Daniel Cetnik</i> 26/03/2018
<p>SAGE/PART No SC-03-10-7181/5m</p> <p>DRAWING No DR3521</p>	<p>ISSUE 2</p> <p>SEE DCN NUMBER FOR DESIGN CHANGE HISTORY</p>		